

# The all-new KONA



Vehicle not to UK specification.



# Live unlimited.

With its futuristic new look, a more dynamic road presence and a larger living space for all your adventures – this bold, upscaled SUV offers you cutting-edge smart tech coupled with the widest range of powertrains in the segment. Find the perfect all-new KONA to fit your life.





## A sharper and bolder new look.

The all-new KONA's sleek exterior design started with an EV-first approach, but despite its futuristic appearance, this Hyundai never lets anyone forget that it's an SUV. The pure, distinctive front end is highlighted by a Seamless Horizon Lamp, arching elegantly across the entire bonnet for a more dynamic road presence. Together with the full projection LED headlamps integrated in the front bumper, the distinctive twin headlamp design creates a truly eye-catching lighting signature.





Vehicle not to UK specification.

## Sculpted lines and stylish edge.

Its sporty character is embodied by the rugged wheel arch cladding, building on the iconic design identity of the first generation KONA. And mirroring the front for a harmonious overall look, the rear Seamless Horizon Lamp rounds out a unique LED lighting signature that really sets the all-new KONA apart from the crowd. On the side, sharp diagonal parametric surfaces harmonise with the satin chrome moulding that slices through the belt line to the sporty rear spoiler – creating a contour that wraps around the entire vehicle.





Vehicle not to UK specification.

# Discover unlimited sportiness.

You're used to making a statement. Now you can drive one. Upgraded with a wide range of motorsport-inspired design features, the all-new KONA N Line exudes exhilarating performance flair. It features more aggressive front and rear design elements with wing-shaped bumpers, body-coloured wheel arch cladding and twin chrome exhaust pipes. The sporty silhouette is emphasised by an exclusive silver side skirt that flows from the silver accent line of the front lower bumper. Exclusive 18" N Line alloy wheels and N Line badges on the front, rear and sides underscore the model's bold appearance.



Vehicle not to UK specification.



Vehicle not to UK specification.

## The sportier side of SUV style.

Get into a whole new level of sportiness. The interior features sporty metal pedals, an N Line steering wheel and shift lever as well as red accents throughout. The sporty N Line seats feature red contrast stitching, which can also be found on the door trim and armrest. Choose N Line with unique cloth upholstery or N Line S with Alcantara & Leather featuring the luxurious grip and feel of Eco Alcantara® with 65% recycled PET.





# So much more than just a pretty face.



Vehicle not to UK specification.

## A powerful first impression.

You can feel the performance-inspired roots of the the all-new KONA N Line in every detail. The exclusive front bumper design with its dedicated mesh and muscular black accents features an integrated N-Line logo for a powerful first impression.



Vehicle not to UK specification.

## Muscular rear bumper.

The body-coloured wheel arch cladding flows elegantly into the muscular rear bumper. It features a silver frame enhanced with dedicated all-new KONA N Line mesh. The twin chrome exhaust pipes highlight the sporty look of this trim.



Vehicle not to UK specification.

# Maximised living space.

Elegant and roomy, the all-new KONA has evolved, growing wider and longer to provide maximised living space. The rear Curveless Bench Seat provides generous leg and shoulder room in the 2nd row and visually expands the refined interior. A high-tech experience through and through, the crown jewel of the cockpit is the elegantly curved panoramic display. It features two integrated screens for intuitive usage and advanced connectivity: a 12.3" infotainment touch screen and 12.3" digital cluster. Ambient lighting offers 64 configurable colours to fit every situation, so you can create the perfect atmosphere to suit your mood.





Vehicle not to UK specification.

# Enjoy plenty of roominess and versatility.

Designed to fit everything you and your busy life can throw at it, the all-new KONA offers plenty of room for passengers and cargo. This bold, upscaled SUV now gives you a larger living space for all your adventures. The generous trunk space of 466 litres (VDA) is 30% larger than the previous KONA. It's also simple to adjust – you'll love the flexibility of the 40:20:40 folding rear seats. Fold down the middle segment and you can fit four pairs of skis and four passengers. And with the seats folded flat, you have a generous 1300 litres of space for weekend escapes – and big boxes of whatever you want to take with you. The Smart Power Tailgate opens automatically when the smart key is detected for 3 seconds. What's more, you can customise the lift height and opening speed.



40:20:40 folding rear seats.



Smart Power Tailgate.

# Convenience highlights.



## Column mounted shift-by-wire.

Everything you need right at your fingertips. The elegant rotary type shifter is located on the steering column. Operation is quick, intuitive and precise. It has been moved from the centre console to behind the steering wheel, which allows more storage in the open console area.



## Open centre console with rotational cupholders.

The open centre console features an integrated arm rest and plenty of flexible storage spaces. The clever rotational cupholders can be retracted when not in use, giving you the flexibility to neatly store other items. Simply push the button to rotate them in or out.



## Wireless charger pad.

Quick and easy – there's a high-speed wireless charger pad in the centre console. There's also a 12V power outlet and two USB-C ports (one with data support) for fast charging and universal compatibility.



## Rear seat comfort.

Rear seat passengers will love the comfort and convenience of rear seat heating and air-conditioning vents. And for fast and flexible charging, two USB-C ports are located under the rear seat vents for easy access.



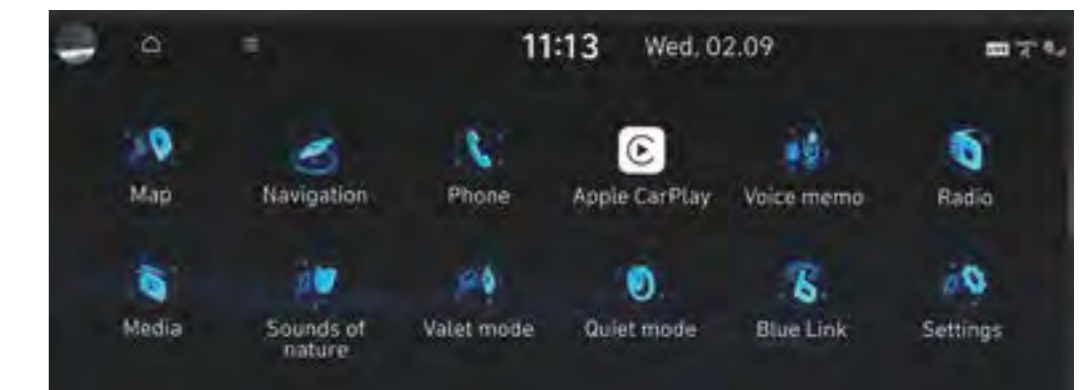
Vehicle not to UK specification.



# Next level smart tech for intuitive connectivity.

The all-new KONA takes connectivity to the next level with innovative smart tech for an immersive digital experience. It all comes together in Hyundai's new generation infotainment system called Connected Car Navigation Cockpit (ccNC) – an advanced configuration of screens and hardware powered by high-speed processors and a state-of-the-art computing system. Enjoy advanced graphics, intuitive usability and perfect unity among the screens in the elegantly curved panoramic display with its dual 12.3" infotainment touch screen and 12.3" digital cluster. The futuristic configuration combines physical buttons with touch elements that give you control over multiple features and functionalities without having to take your hands off the steering wheel. For the first time in the KONA range Apple CarPlay™ and Android Auto™ are now wireless\*, so you can pair your smartphone and mirror your apps, music and phone layout up onto the big screen without plugging in.

Apple CarPlay™ is a registered trademark of Apple Inc. Android Auto™ is a registered trademark of Google Inc.  
 \*Available December 2023 via OTA update.



# Use your smartphone to lock, unlock and start the all-new KONA.

Now you can leave your car key at home. For more convenience, the all-new KONA can be locked, unlocked and started via smart phones or smart watches\*. We are proud to launch Hyundai Digital Key 2 Touch in the all-new KONA as a further component of our innovative Bluelink Connected Car Services. You can also easily share Hyundai Digital Key 2 Touch with three additional smartphones – so your family can enjoy access to the vehicle after saving it in their phone’s wallet. The system utilises near-field communication (NFC), which assures a high level of security.

\*Hyundai Digital Key 2 Touch. Optional on manual transmission or as part of the Lux Pack on N Line S and Ultimate trims. Compatible Smartphone, Bluelink App and active subscription required.





# Connected Car Services.

## Bluelink®.

The all-new KONA is equipped with the latest upgrade of Bluelink Connected Car Services – delivering seamless connectivity with online voice recognition and a wide range of features to make your drive more convenient and enjoyable. Bluelink keeps you connected with your vehicle before, during, and after your drive via smartphone app or touchscreen display to check the vehicle status and other services. On top of the many clever features that you can control with the Bluelink app, a free three-year subscription to Hyundai's LIVE Services is also included with the navigation system. Take advantage of real-time data, such as traffic information, real-time parking updates, local petrol station information, and Connected Routing, our online navigation system. Visit our website to discover the whole suite of Bluelink services designed to make driving safer, easier, and more fun.

## Over The Air software updates.

Benefit from continuous updates and new features via Over The Air vehicle software updates. You get the latest enhancements as soon as they are available – without having to download and install them manually or having to visit a retailer to get them. You also receive future Bluelink map & infotainment software updates automatically Over The Air.

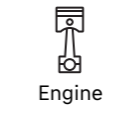




Vehicle not to UK specification.

# Discover unlimited driving possibilities.

## Petrol engines



Engine

1.0-litre 120PS petrol engine can be combined with a 6-speed manual transmission or a 7-speed Dual Clutch Transmission. Front-wheel drive.

1.6-litre 198PS petrol engine can be combined with a 6-speed manual transmission or a 7-speed Dual Clutch Transmission. Front-wheel drive or on-demand all-wheel drive.

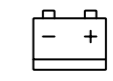
## Hybrid



Engine



E-Motor



Battery

1.6-litre petrol engine and 32kW electric motor with a total combined output of 141PS, powered by a 1.56kWh lithium-ion polymer battery and paired with a 6-speed Dual Clutch Transmission.

Developed to reduce emissions without compromising driving dynamics, the all-new KONA offers a wide range of powertrains. Choose from petrol engines, full hybrid and of course, the all-electric version: the all-new KONA Electric, which is coming soon.

# All-new KONA Hybrid.



Taking excellent fuel efficiency to the next level, the all-new KONA Hybrid is equipped with a petrol engine and electric motor: a full-parallel hybrid drive system. They work together supported by a 1.56kWh lithium-ion polymer battery to deliver excellent fuel economy and cut down on emissions. Depending on the driving situation, the hybrid drive system switches seamlessly between the petrol engine and electric motor – sometimes utilising both at the same time. And as part of the regenerative braking system, the electric motor also helps slow the car, charging the battery so you don't have to.

# Adjustable drive modes.



Change the drive mode at a push of a button to suit your mood – and the driving conditions. Choose from Eco and Sport to alter the driving style of your all-new KONA in an instant. What's more, the AWD variant offers various terrain modes like Sand and Snow.

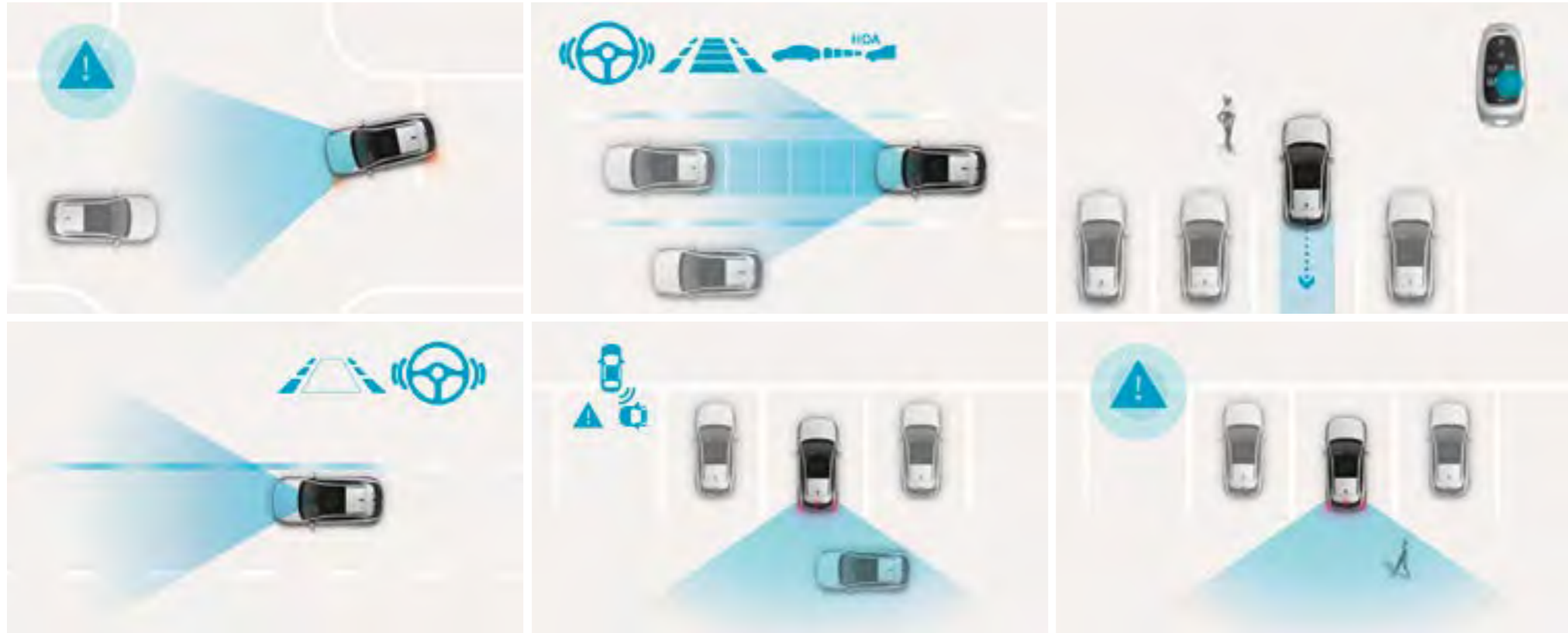
# Hyundai SmartSense.

For added peace of mind, the all-new KONA has been equipped with the latest Hyundai Smart Sense – our cutting-edge Advanced Driver Assistance Systems. The all-new KONA Hybrid is equipped with Highway Driving Assist – a combination of Lane Following Assist and Navigation Based Smart Cruise Control – it utilises sensors and map data to ensure safe operation as well as to automatically adjust speed. It also features Blind-spot View Monitor (BVM)\*, which allows you to see the rearward left- and right-hand side views in the digital cluster. The cameras are activated by the turn indicator during lane changes.

\*BVM standard on N Line S and Ultimate variants.



Vehicle not to UK specification.



**Forward Collision-Avoidance Assist with Junction Turning (FCA-JT).**

Sensing the road with radar and a camera, the system automatically brakes when it detects sudden braking by the car ahead, or pedestrians and bikes on the road. During cross intersection turning, it brakes if there is a risk of collision with an oncoming vehicle.

**Lane Keeping Assist (LKA).**

Uses the front camera to monitor the lines of the road. In case of an unintended lane departure, it will warn you and can apply counter steering torque to guide the car back to the lane.

**Highway Driving Assist (HDA).**

KONA Hybrid features Highway Driving Assist 1.5, which utilises sensors and map data to ensure autonomous driving that keeps you centred in your lane and traveling at a safe distance behind the car ahead by automatically adjusting your speed.

**Rear Cross-Traffic Collision-Avoidance Assist (RCCA).**


Perfect for parking lots. When reversing out of areas with low visibility, the system not only warns you if vehicles approach from the side – it also applies the brakes automatically.

**Remote Smart Parking Assist (RSPA).**

Enjoy easy parking in tight spots with RSPA – You can move KONA Hybrid forward and backward using the Smart Key buttons to control it – with you standing outside of the SUV.

**Reverse Parking Collision-Avoidance Assist Reverse (PCA-R).**

When reversing, if an obstacle is detected via the rear-view camera or rear ultrasonic sensors, PCA will display a warning and, if necessary, apply the brakes.



**Leading Vehicle Departure Alert (LVDA).**

This clever feature for city driving alerts the driver when the vehicle in front departs from an idle state, like at a stoplight or in a traffic jam.

**Navigation-based Smart Cruise Control (NSCC).**

Utilises the state-of-the-art navigation system to anticipate upcoming curves or straights on highways and automatically adjusts speed for safer driving. Also, if activated, the set speed also changes automatically whenever the posted speed limit changes.

**Intelligent Speed Limit Assist (ISLA).**

This semi-autonomous driving features recognises road speed signs and adjusts vehicle speed to match the speed limit (when activated).

**High Beam Assist (HBA).**

Less stress and maximum visibility. Detects oncoming vehicles and vehicles in the same lane ahead and switches to low-beam as appropriate, reactivating the high-beam when no vehicles are detected.

**Blind Spot Collision-Avoidance Assist (BCA).**


Delivering more safety in dense traffic, BCA will warn you and automatically apply the left or right brakes and control the steering when a vehicle is detected in your blind spot and you begin to change lanes.

**Blind-Spot Collision Warning (BCW).**

Using radar in the lower rear bumper, the system warns you of traffic in the blind spot. Should you set the turn indicator in such a situation, it will sound an acoustic alert and brake to prevent collision.

# Express yourself.

The all-new KONA lets you mix and match its design to fit your personal style. Choose from a wide range of exterior colours to complement the eye-catching silhouette. On top of that, the option of a two-tone roof in Abyss Black allows you to further customise colour combinations, creating a car perfectly matched to your taste\*.



**Abyss Black (Pearl)**  
ICE / HEV / N Line


**Atlas White (Solid)\***  
ICE / HEV / N Line

**Serenity White (Pearl)\***  
ICE / N Line

**Cyber Grey (Metallic)\***  
ICE / HEV / N Line

**Shimmering Silver (Metallic)\***  
ICE / N Line

**Ecotronic Grey (Pearl)\***  
ICE / HEV / N Line



**Mirage Green (Solid) (No-cost option)\***  
ICE / HEV / N Line

**Ultimate Red (Metallic)\***  
ICE / HEV / N Line

**Soultronic Orange (Pearl)**  
HEV

**Meta Blue (Pearl)\***  
ICE / HEV / N Line

**Denim Blue (Pearl)\***  
ICE / HEV / N Line

**Amazon Grey (Metallic)\***  
ICE / N Line

\*Abyss Black Two-tone Roof available as an optional extra on N Line and N Line S variants.

# Alloys.

The all-new KONA is equipped with a range of striking wheel designs in 17" or 18" dependent on trim.



18" alloy wheel (N Line only)



18" alloy wheel\*



17" alloy wheel (ICE only)

# Specifications and dimensions.

For Full Technical and Specification data please click [here](#)

Type	Petrol				Hybrid
Engine	1.0T 6-speed MT	1.0T 7-speed DCT	1.6T 6-speed MT	1.6T 7-Speed DCT	1.6 HEV 6-speed DCT
Engine Type	In-line 3 Cylinder	In-line 3 Cylinder	In-line 4 Cylinder	In-line 4 Cylinder	<b>In-line 4 Cylinder</b>
Displacement (cc)	998	998	1,598	1,598	1,580
Max. Power (kW (PS) / rpm)	88.3 (120) / 6,000	88.3 (120) / 6,000	145.6 (198) / 6,000	145.6 (198) / 6,000	77.2 (105) / 5,700
Max. Torque (Nm (kgf-m) / rpm)	200 (20.4) / 2,000-3,500	200 (20.4) / 2,000-3,500	265 (27.0) / 1,600-4,500	265 (27.0) / 1,600-4,500	144.2 (14.7) / 4,000
Transmission type	6-MT	7-DCT	6-MT	7-DCT	6-DCT
Drive type	2WD	2WD	2WD	2WD	2WD
<b>Full Hybrid System</b>					
Electric Motor type	--	--	--	--	PMSM
Electric Motor Max. Power (kW / PS)	--	--	--	--	32 / 43.5
Electric Motor Max. Torque (Nm / lb-ft)	--	--	--	--	170 / 125
Hybrid System combined output (PS / Nm)	--	--	--	--	141 / 265
<b>Performance</b>					
Max. Speed (mp/h)	112	112	130	130	96 (Eco mode) / 103 (Sport mode)
0 to 62 mp/h acceleration (sec)	11.8	11.7	8.7	7.8	11.2
<b>Suspension</b>					
Front	McPherson Strut	McPherson Strut	McPherson Strut	McPherson Strut	McPherson Strut
Rear	CTBA	CTBA	CTBA	CTBA	Multi-Link
<b>Wheel and Tire type</b>					
17-inch alloy wheels	215/60R17	215/60R17	215/60R17	215/60R17	--
18-inch alloy wheels	215/55R18	215/55R18	215/55R18	215/55R18	215/55R18
<b>Weight</b>					
Max roof weight (kg)	100	100	100	100	100

Abbreviations: **MT** → Manual Transmission **DCT** → Dual Clutch Transmission

\* Standard fitment on Ultimate trim with Petrol engine or Advance and Ultimate trims with the KONA Hybrid.



Overall Width  
(excluding door mirrors) 1,825  
(including door mirrors) 2,100  
Front Track 1,591

Overall Height

1,585 including roof rails



Overall Length 4,350  
N Line 4,385  
Wheel Base 2,660



Rear Track 1,600

Unit : mm

All figures refer to the KONA equipped with an 18" wheel.



Vehicle not to UK specification.

# Get ready to live unlimited.

Bigger and bolder, the all-new KONA has evolved – growing wider and longer to provide maximised living space – without losing any of its iconic design identity. A dynamic combination of style and performance featuring the finest of cutting-edge technology, this compact SUV deserves a closer look. You can explore the possibilities online – or just stop by your local Hyundai retailer for a test drive and experience the difference yourself.

Discover more at [Hyundai.co.uk](https://Hyundai.co.uk)





Hyundai Motor UK Ltd,  
Ground Floor, Birchwood Building,  
The Office Park, Springfield Drive,  
Leatherhead, KT22 7LP  
T: 0800 981 981 [www.hyundai.co.uk](http://www.hyundai.co.uk)

11/2023

**5** YEAR **Unlimited**  
Mileage Warranty

**8** YEAR **100,000 Mile**  
Battery Warranty

The Hyundai 5-Year Unlimited Mileage Warranty applies only to Hyundai vehicles that have been originally sold by an authorised Hyundai retailer to an end-customer, as set out in the terms and conditions of the warranty booklet. 8 years or 100,000 miles warranty on vehicle battery unit. Local terms and conditions apply. Contact your official Hyundai retailer for further information.

All the information contained in this brochure is provisional and subject to change without notice and is intended only as preliminary notification. Possible variations in the representation of vehicle colours are due to the limitations of printing technology. The products shown correspond to the offer and the range of equipment for European markets. The vehicles shown in this brochure may be equipped with additional equipment at extra cost, and not all model versions are included in this brochure. Hyundai Motor Europe reserves the right to make changes to technical specifications and equipment content without notice. Please consult your Hyundai retailer for exact details.